

# Student Outcomes Updated April 2023

## District Governing Board Policy: 101 College Priorities

Yavapai College exists so communities within Yavapai County have access to and are equipped with the knowledge and skills to improve quality of life. The College will achieve these results at a cost the Board believes is justifiable.

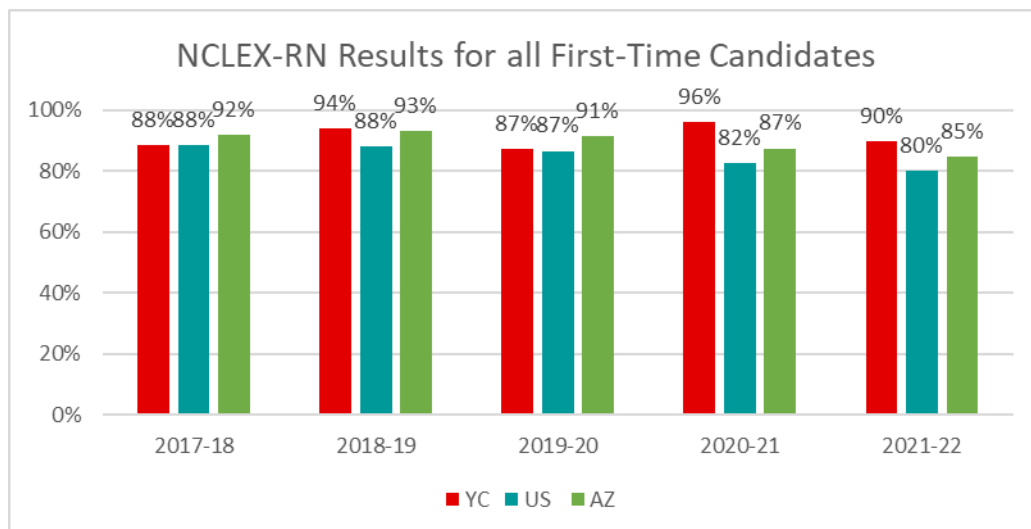
### Priority 1: Education

Yavapai College values, supports, and assesses student success and achievement. The College's strategic, educational, and other plans shall be designed to achieve the following Governing Board expectations for student success:

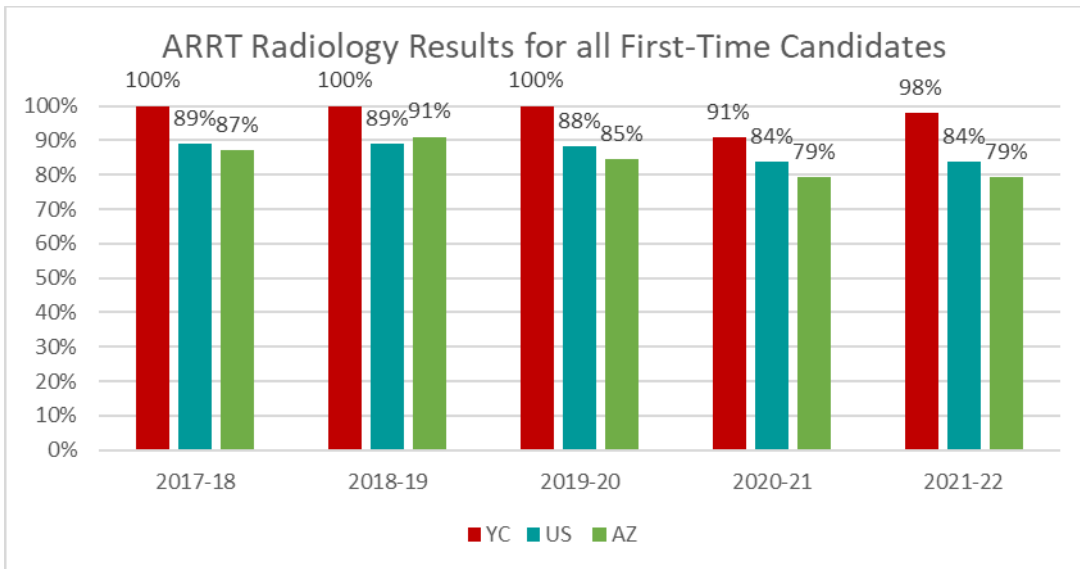
1. **Students demonstrate success in career and technical education that prepares them for employment success.**

### Career and Technical Outcomes

- Yavapai College enjoys strong partnerships with the Joint Technology and Education Districts within the county. Area High School students are afforded earlier (dual and concurrent enrollment) and increased opportunities to attain qualifications, skills, and abilities in technical fields.
- Yavapai College degree and certificate completers have licensure exams and industry certification pass rates that regularly are higher than state and national averages. This success is due, in part, to industry advisory boards that many of our Career and Technical programs utilize.



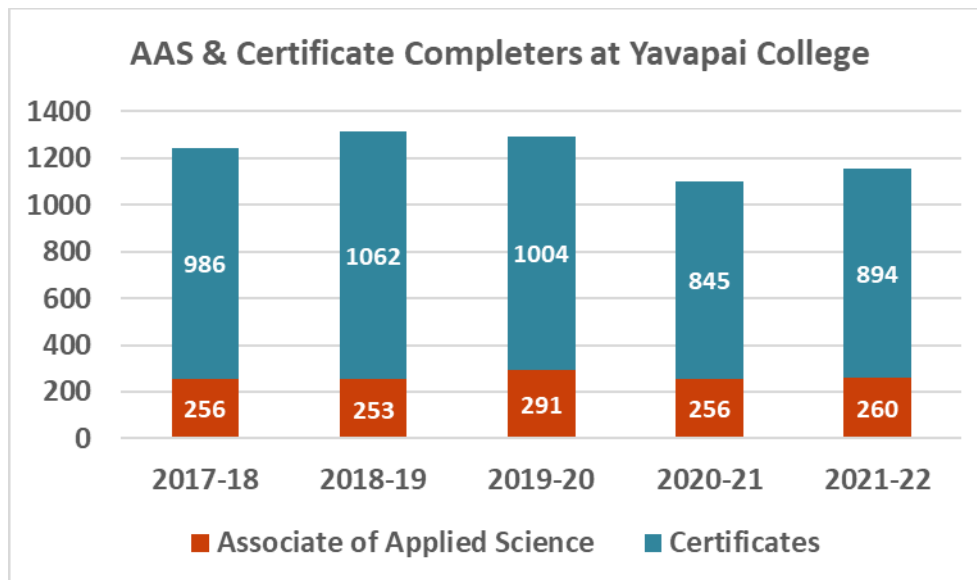
Source: National Council of State Boards, National Council Licensure Examination (NCLEX) 2022



Source: American Registry of Radiologic Licensure Examination (ARRT) 2022

- Over the past five years, Yavapai College has averaged over 1,200 students annually earning an AAS degree or certificate. While the 2020-21 graduating class was dramatically impacted by the Covid-19 pandemic, 2021-2022 displayed a slight positive rebound.

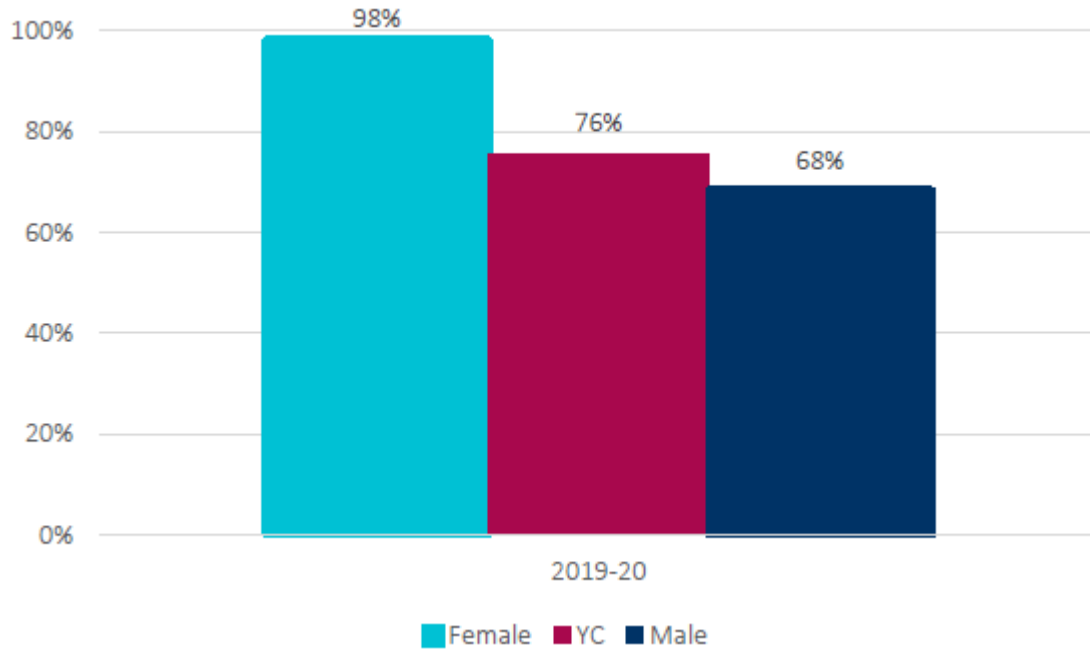
### Compilation of AAS and Certificate Completers at Yavapai College:



Source: Yavapai College Office of Institutional Effectiveness and Research

- 76 percent of YC learners in the 2019-20 Occupational Cohort attained a recognized postsecondary certificate, degree, or credential during participation in a Career Technical Education (CTE) program or within one year of program exit. The statewide rate is 36 percent.

**Percent of Occupational Learners Earning a Certificate, Degree, or Credential Within One Year of Program Exit**

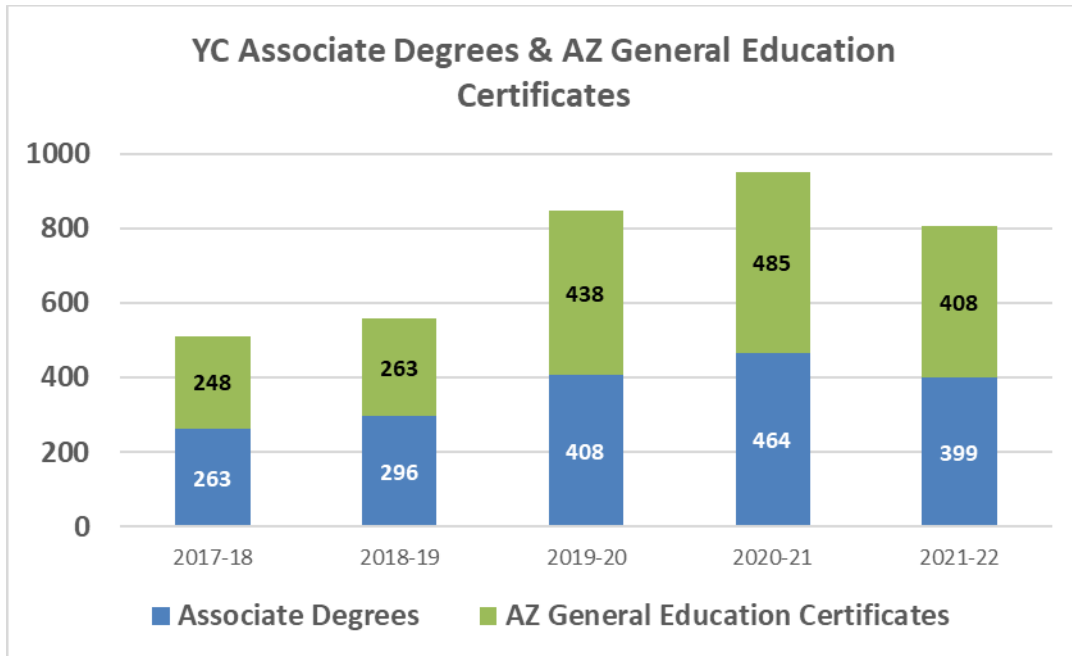


Source: Yavapai College 2022 Strategic Vision Outcomes Report

**2. Students demonstrate success in transfer-level courses and are prepared to succeed at transfer institutions.**

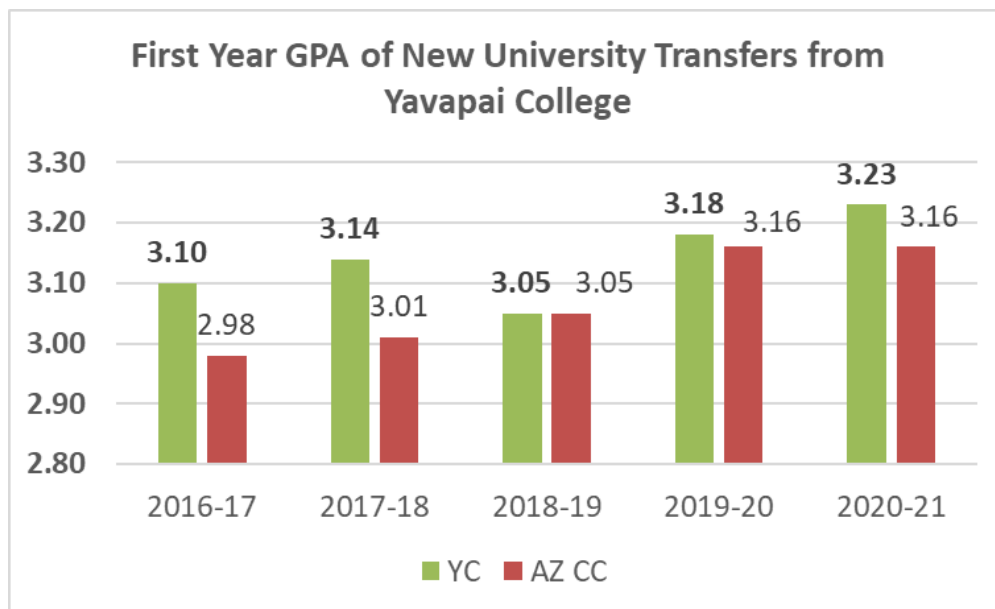
**Transfer Outcomes**

- In 2021-22, there were 408 associate degree awards and 399 students earning Arizona General Education Certificates.



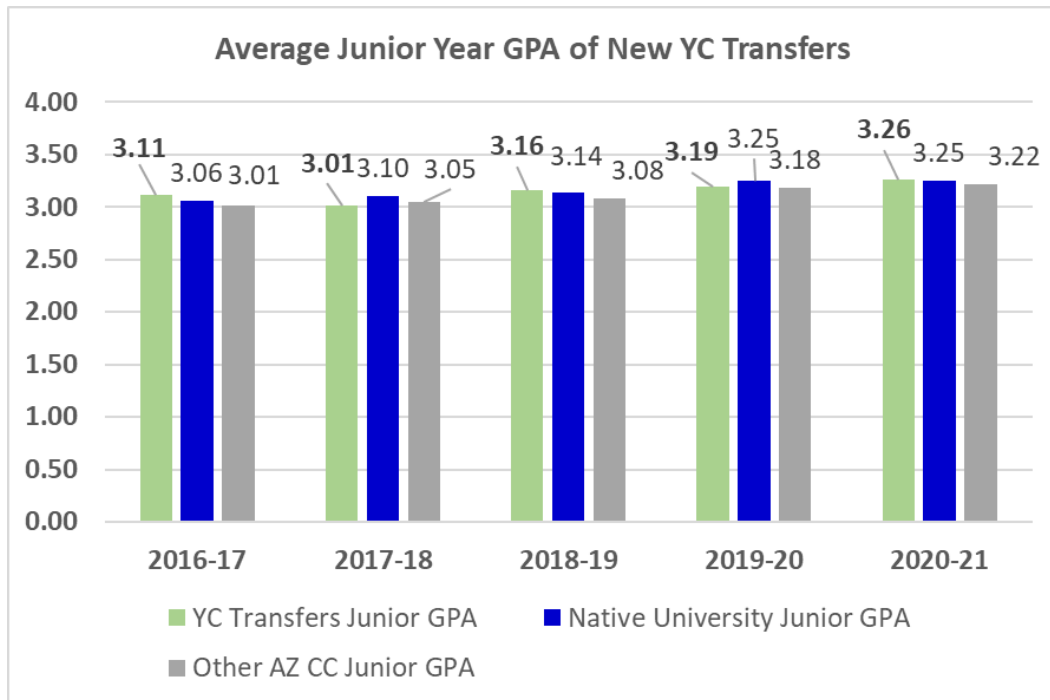
Source: Yavapai College Office of Institutional Effectiveness and Research

- YC students transferring to public Arizona universities consistently perform at or above the national median for first-year grade point average, and above the AZ community college average.



Source: AZ Transfer, ASSIST 2021

- Yavapai College students are well prepared to succeed upon transfer. YC transfer students perform on par with both native university students as well as other AZ community colleges.

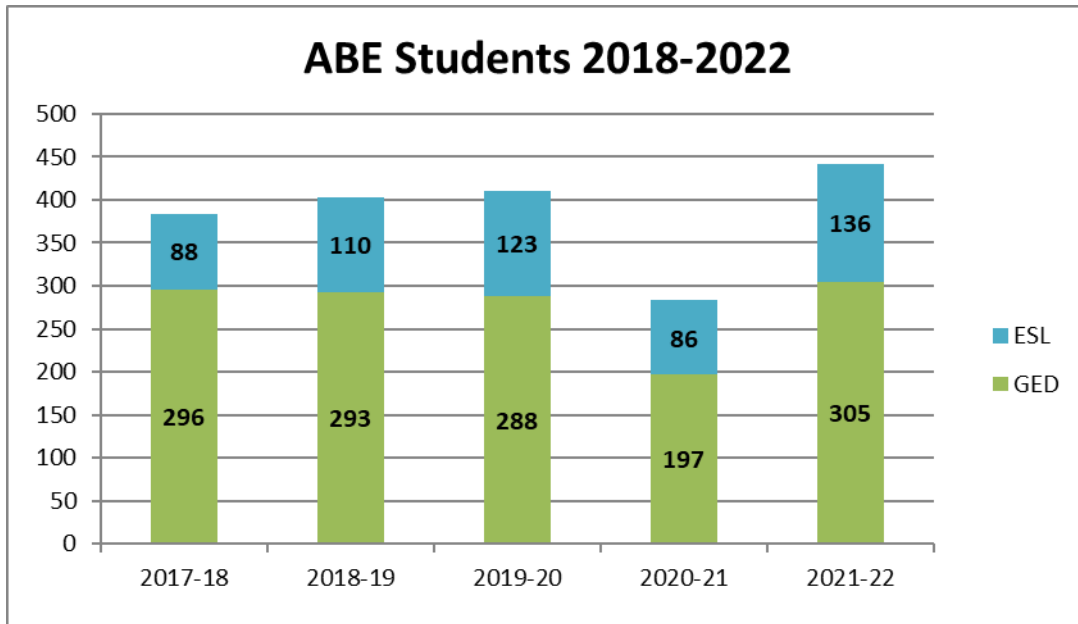


Source: Arizona State System for Information on Student Transfer (ASSIST), 2021

**3. Students demonstrate success in basic skills courses and are prepared to succeed in college-level courses.**

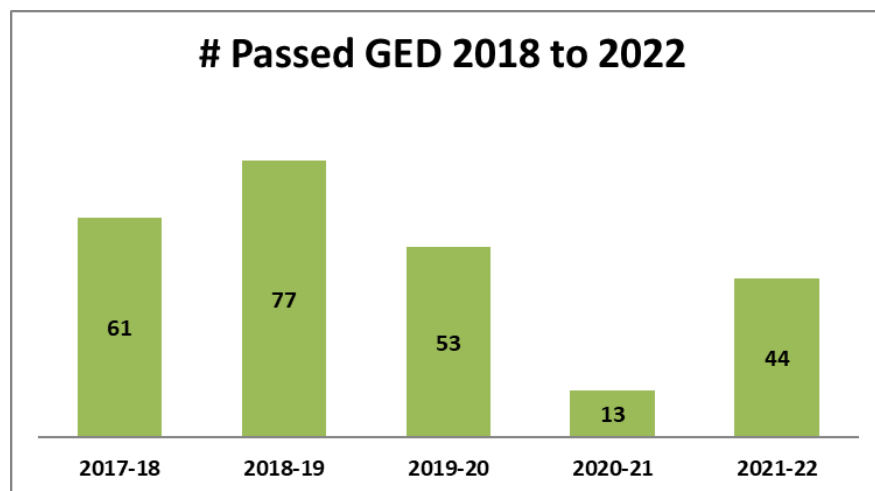
**Basic Skills Outcomes**

- After a significant Covid-19 pandemic dip, 2021-22 Adult Basic Education (ABE) student enrollments are at a five year high with 69% working towards a GED and 31% focused on English language learning.
- There has been an average of 50 GED completers each year from the ABE program over the past five years.



Source: ABE Program Federal Compliance Data

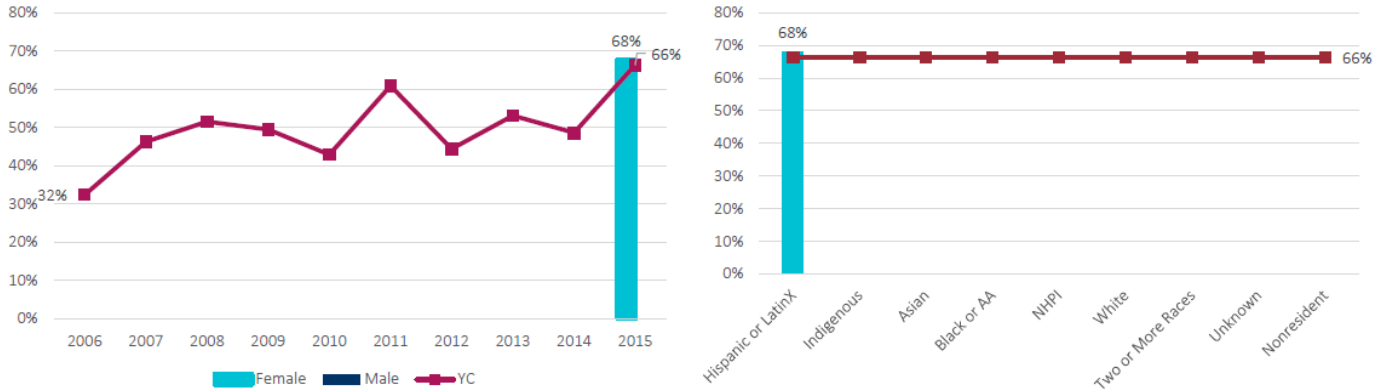
- With a return to in-person instruction, successful GED completers increased substantially in 2021-22.



Source: ABE Program Federal Compliance Data

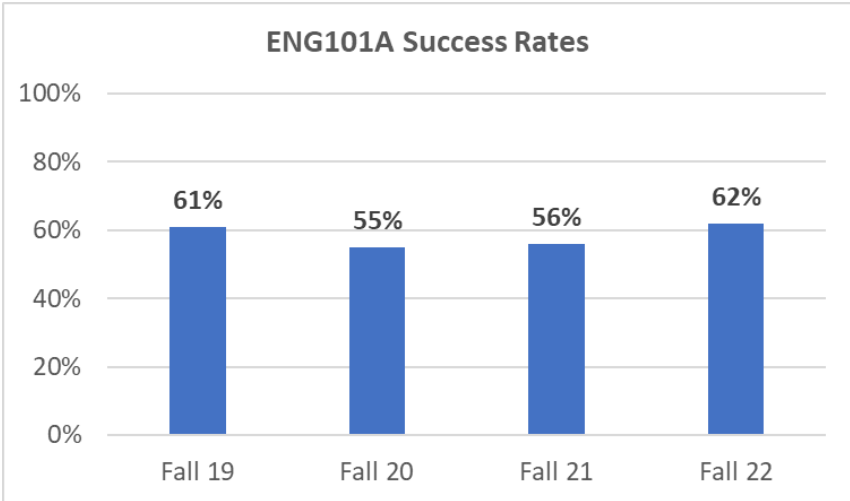
- It is too early to assess the effects of the pandemic on success after developmental English/reading rates, as the majority of learners in YC’s 2015 New Student Cohort who enrolled in developmental English or reading courses did so in the years preceding the pandemic. Indeed, after six years, two thirds of developmental English or reading learners in the 2015 New Student Cohort successfully completed a college level English course. This rate is 11 percentage points higher than the statewide average (55%)
- As the charts below illustrate, at YC females and Hispanic/LatinX learners succeed in college level English following developmental courses at slightly higher rates than the college wide average. Results are not shown for genders and races/ethnicities with Ns too small to report.

**Success After Developmental English/Reading Rate**



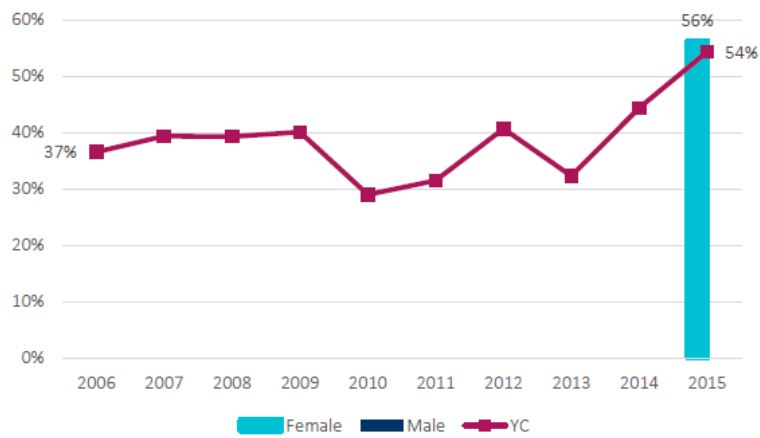
- Beginning in fall 2019, YC began offering sections English 101A where students that traditionally would have been put into a remedial section are put into a college-level course with embedded support to help students be successful and earn college credit upon successful completion. In fall 2022, 62% of ENG101A students were successful and earned college credit without having to take an additional three credit remedial course.

**Alternatives to Traditional Remedial Coursework  
English 101A**



- After six years, 54% of developmental math learners in the 2015 New Student Cohort successfully completed a college level math course a ten percentage point increase from the preceding cohort. This rate is also 15 percentage points higher than the statewide average (39%).
- As the chart below illustrates, at YC females succeeded in college level math following developmental math courses at a slightly higher rate than the college wide average. Racial/ethnic equity gaps are not apparent for this measure, as the number of learners in various demographic categories was too small to report with statistical validity.

**Success After Developmental Math Rate**

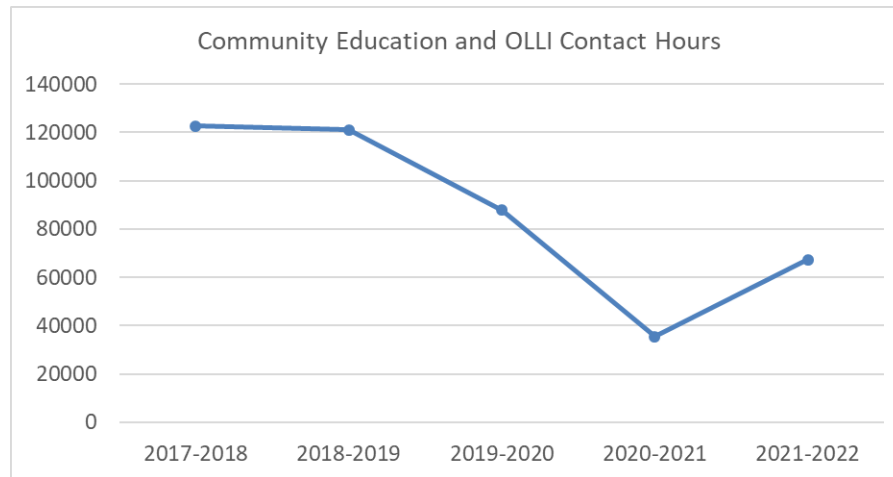




#### 4. Lifelong Learners have access to a variety of learning opportunities.

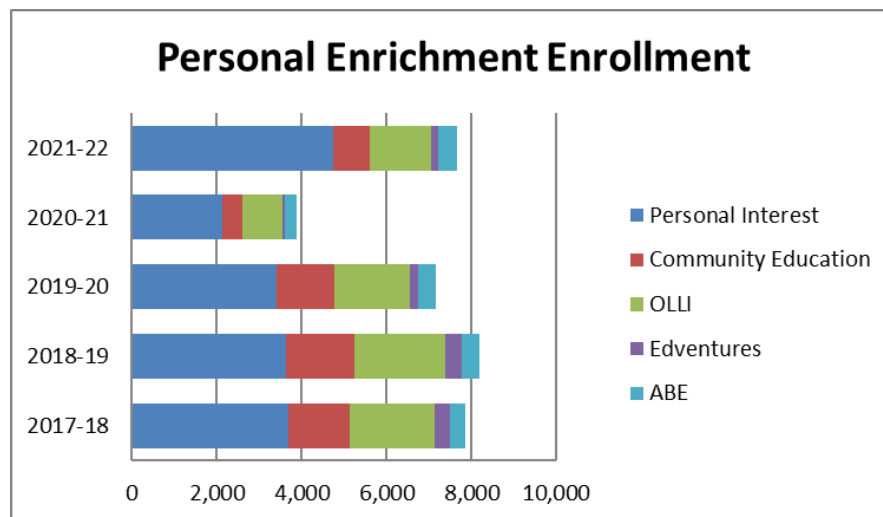
##### Lifelong Learners Outcomes

- Community members take credit and non-credit courses and participate in the Osher Lifelong Learning Institute (OLLI) for personal enrichment.
- While not recovering to pre-pandemic levels, Community Education Non-Credit and OLLI contact hour enrollments showed steady growth in 2021-2022.



Sources: Office of Institutional Effectiveness and Research, Division of Lifelong Learning enrollment

- In 2021-22, there were 7,657 lifelong learners enrolled in a variety of personal enrichment opportunities like credit courses, community education, OLLI, Edventures, and adult basic education. For-credit personal enrichment experienced its largest increase in the past five years, with 4,752 unique students served.



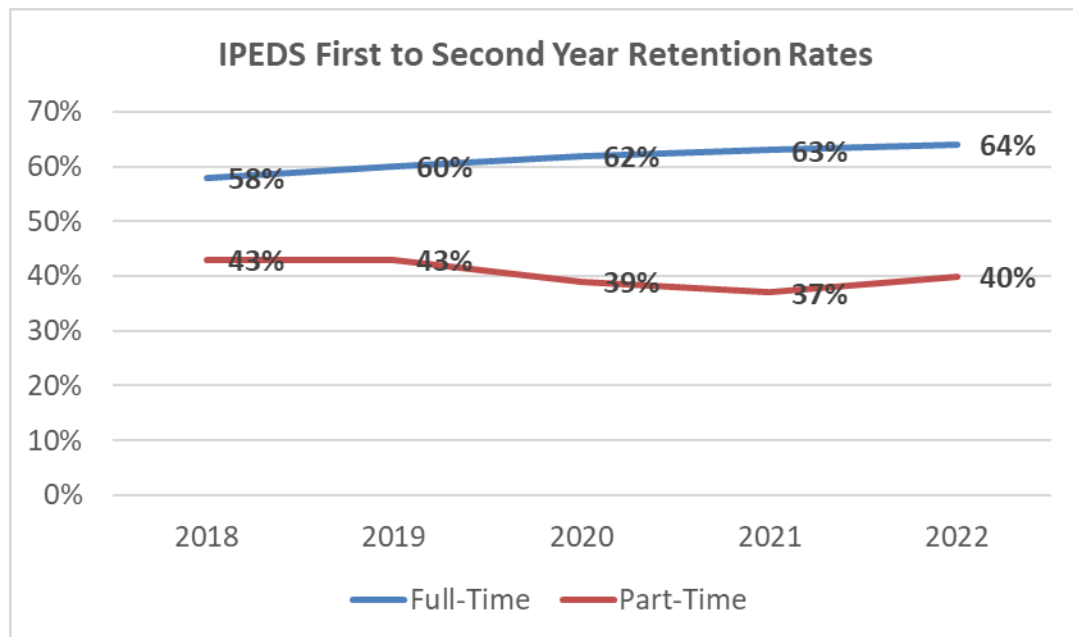
Sources: Office of Institutional Effectiveness and Research

5. Students maximize their ability to complete courses, persist through program or course completion, and achieve their educational goals.

**Student Success Outcomes**

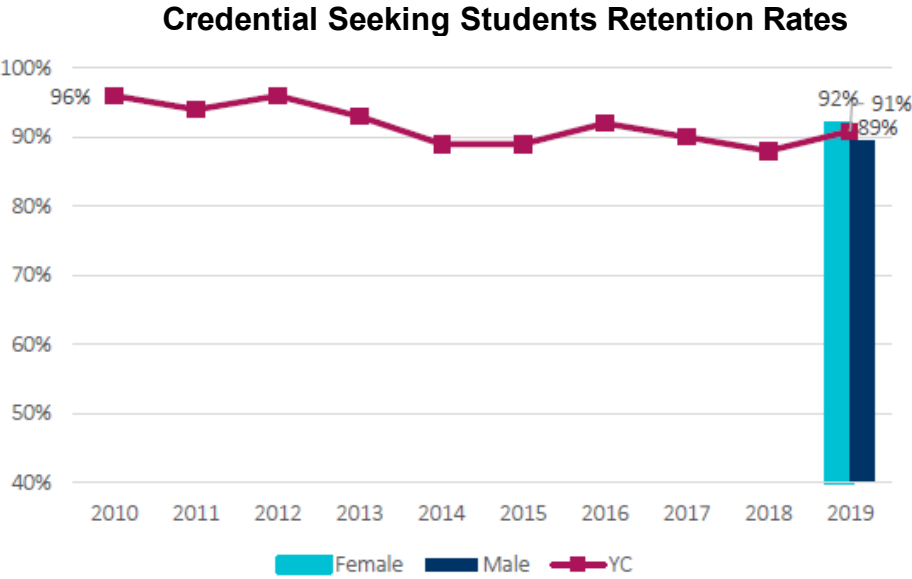
**Retention**

- A key element in fostering student success is retaining students. Yavapai College tracks retention through its participation in the Arizona Strategic Vision Project and the federal Integrated Postsecondary Educational Data Survey (IPEDS).
- Yavapai College’s fall-to-fall retention rate for students classified as first time/full-time degree has been rising and reached an all-time high of 64% in fall 2022.
- New part-time student rates trended up for the first time in three years with a fall-to-fall retention rate of 40%.



Source: IPEDS

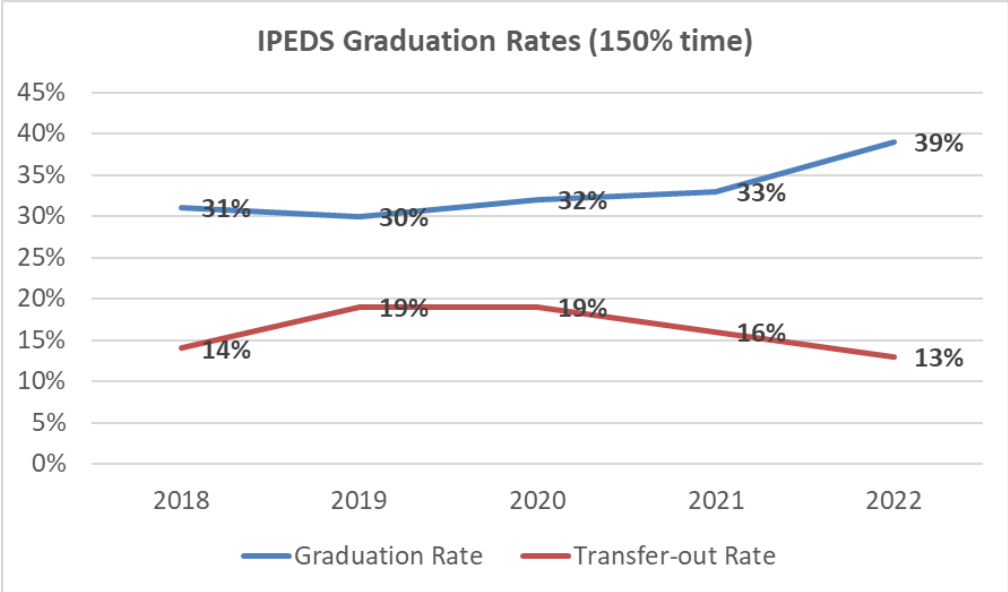
- YC’s fall 19 to spring 20 retention rate for the credential-seeking cohort was 91%, and 71% of them returned the following fall. YC’s retention rates are substantially higher than the national comparison (59%), likely because the latter is not limited to credential seeking students. YC’s rates are similar to the statewide averages 92% (fall-to-spring) and 76% (fall-to-fall).



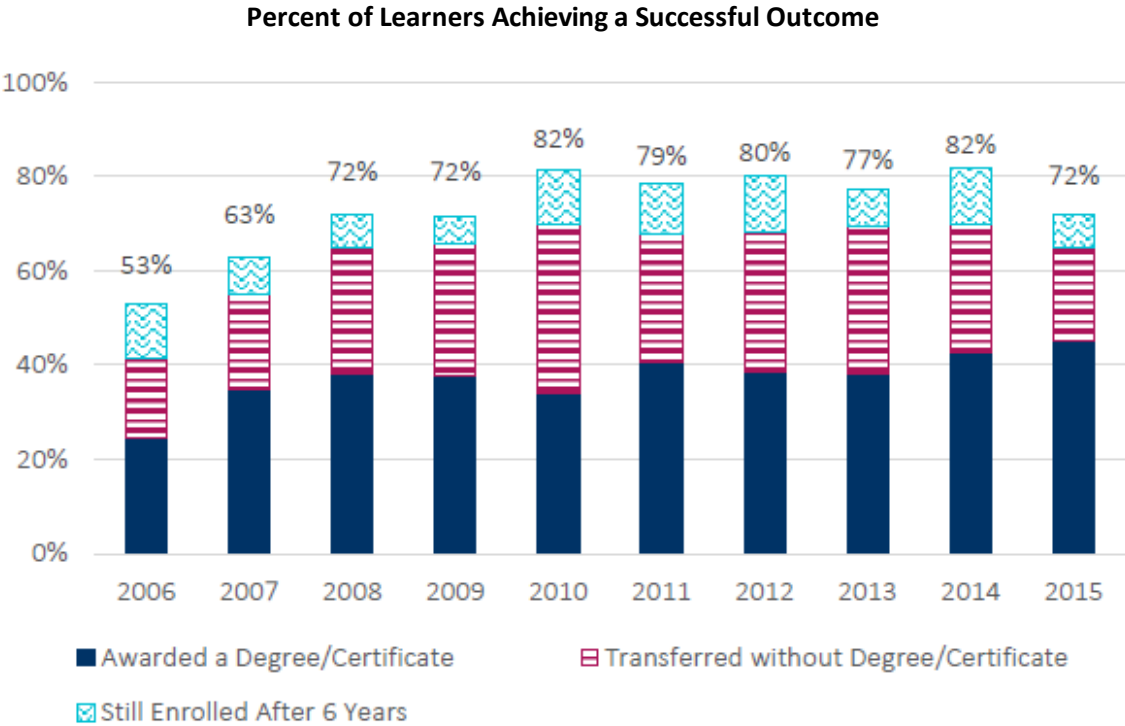
Source: Credential-Seeking Cohort, AZ Strategic Vision, 2022.

**Completions**

- YC’s new, full-time student graduation rates are trending upward, reaching an all-time high of 39% in 2022. YC’s Promise program had the most significant impact on increasing the full-time graduation rate. Transfer-out rates have declined in recent years and were at 13% in 2022.



- Seventy-two percent of learners in YC's 2015 Credential-Seeking Cohort achieved a successful outcome within 6 years. While still enrolled students and transfers without a degree have decreased, degree and certificate completers have increased. YC's successful outcomes is substantially higher than the Arizona community college average of 61%.



Source: Yavapai College 2022 Strategic Vision Outcomes Report