

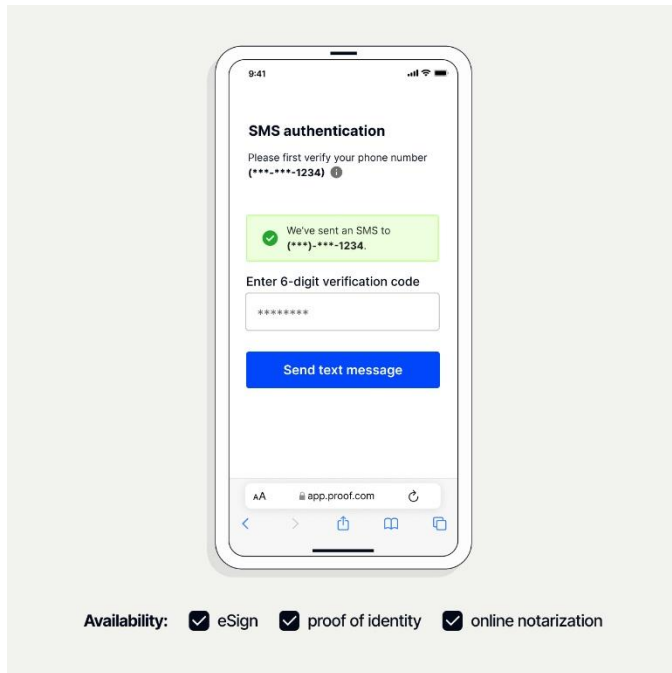
## Using Proof.com Identity Verification

This verification system validates each applicant's identity. This step helps keep your identify safe.

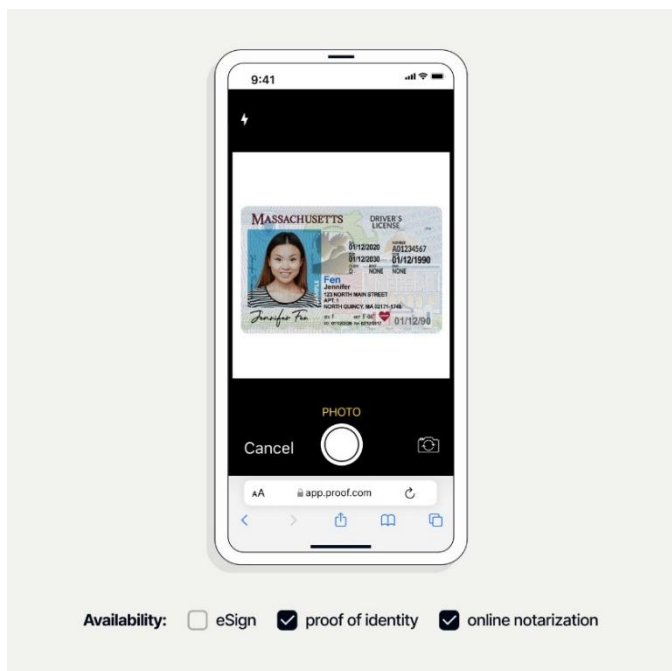
Please have a state issued ID available for this process. Acceptable primary forms of ID may include

- Driver's license
- Passport
- State ID card
- Passport Card
- Permanent resident card

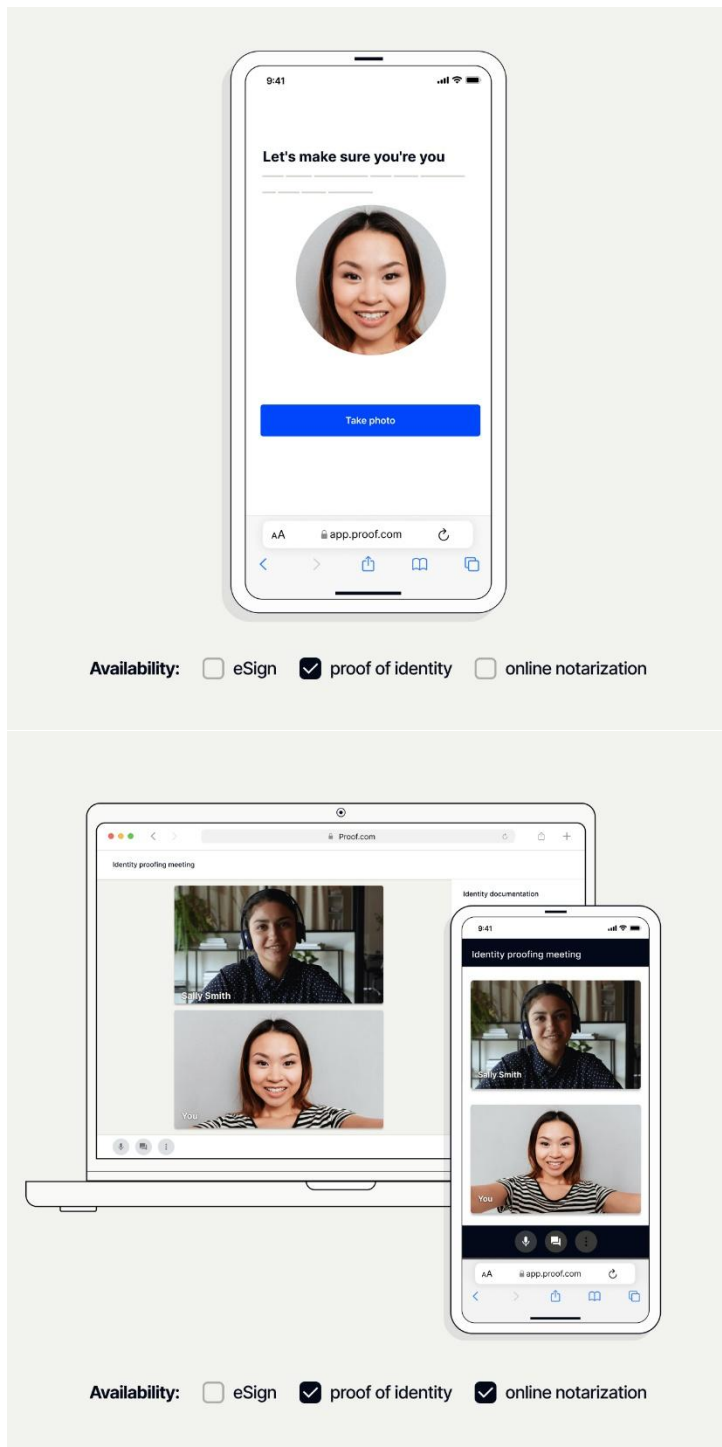
### **Steps to use Proof:**



- 1.) The applicant will provide their phone number and input a code they receive via text message to verify their identity



- 2.) The applicant will take a picture of an approved ID that will be analyzed to determine if it is genuine. This process takes only a few seconds. ID's are verified against numerous sources.



3.) The applicant will take a real-time selfie that will be matched against the ID.

4.) In some cases, an applicant may be connected to a live agent for further verification.

If you are having any issues with enabling the camera or microphone on your device, see solutions here: <https://support.proof.com/hc/en-us/articles/14237306788503-Enable-camera-and-microphone-for-mobile>