

# Yavapai College Budget



FY2017–2018

Adopted by the District Governing Board May 9, 2017

life explored

Career & Technical Education Center  
Chino Valley Center  
Prescott Campus  
Prescott Valley Center  
Sedona Center  
Verde Valley Campus

**OFFICIAL BUDGET FORMS**  
**YAVAPAI COUNTY COMMUNITY COLLEGE DISTRICT**  
**FISCAL YEAR 2018**

**YAVAPAI COUNTY COMMUNITY COLLEGE DISTRICT**

**BUDGET FOR FISCAL YEAR 2018  
SUMMARY OF BUDGET DATA**

	<u>Budget 2018</u>	<u>Budget 2017</u>	<u>Increase/Decrease From Budget 2017 To Budget 2018</u>	
			<u>Amount</u>	<u>%</u>
<b>I. CURRENT GENERAL AND PLANT FUNDS</b>				
<b>A. Expenditures:</b>				
Current General Fund	\$ 44,608,000	\$ 44,161,000	\$ 447,000	1.0%
Unexpended Plant Fund	10,971,500	11,648,400	(676,900)	-5.8%
Retirement of Indebtedness Plant Fund	6,903,300	6,896,000	7,300	0.1%
TOTAL	<u>\$ 62,482,800</u>	<u>\$ 62,705,400</u>	<u>\$ (222,600)</u>	<u>-0.4%</u>
<b>B. Expenditures Per Full-Time Student Equivalent (FTSE):</b>				
Current General Fund	\$ 12,822 /FTSE	\$ 12,694 /FTSE	\$ 128 /FTSE	1.0%
Unexpended Plant Fund	\$ 3,154 /FTSE	\$ 3,348 /FTSE	\$ (195) /FTSE	-5.8%
Projected FTSE Count	<u>3,479</u>	<u>3,479</u>		
<b>II. TOTAL ALL FUNDS ESTIMATED PERSONNEL COMPENSATION</b>				
Employee Salaries and Hourly Costs	\$ 29,430,000	\$ 28,670,000	\$ 760,000	2.7%
Retirement Costs	3,018,000	2,876,000	142,000	4.9%
Healthcare Costs	3,788,000	3,661,000	127,000	3.5%
Other Benefit Costs	2,904,000	2,790,000	114,000	4.1%
TOTAL	<u>\$ 39,140,000</u>	<u>\$ 37,997,000</u>	<u>\$ 1,143,000</u>	<u>3.0%</u>
<b>III. SUMMARY OF PRIMARY AND SECONDARY PROPERTY TAX LEVIES AND RATES</b>				
<b>A. Amount Levied:</b>				
Primary Tax Levy	\$ 43,910,500	\$ 43,228,500	\$ 682,000	1.6%
Secondary Tax Levy	4,928,800	4,974,800	(46,000)	-0.9%
TOTAL LEVY	<u>\$ 48,839,300</u>	<u>\$ 48,203,300</u>	<u>\$ 636,000</u>	<u>1.3%</u>
<b>B. Rates Per \$100 Net Assessed Valuation:</b>				
Primary Tax Rate	1.7827	1.8439	(0.0612)	-3.3%
Secondary Tax Rate	0.2001	0.2122	(0.0121)	-5.7%
TOTAL RATE	<u>1.9828</u>	<u>2.0561</u>	<u>(0.0733)</u>	<u>-3.6%</u>
<b>IV. MAXIMUM ALLOWABLE PRIMARY PROPERTY TAX LEVY FOR FISCAL YEAR 2018 PURSUANT TO A.R.S. §42-17051</b>				\$ 48,615,192
<b>V. AMOUNT RECEIVED FROM PRIMARY PROPERTY TAXES IN FISCAL YEAR 2017 IN EXCESS OF THE MAXIMUM ALLOWABLE AMOUNT AS CALCULATED PURSUANT TO A.R.S. §42-17051</b>				\$ -

**YAVAPAI COUNTY COMMUNITY COLLEGE DISTRICT**  
**BUDGET FOR FISCAL YEAR 2018**  
**RESOURCES**

	CURRENT FUNDS			PLANT FUNDS		Other Funds 2018	Total All Funds 2018	Total All Funds 2017	% Increase/Decrease	
	General Fund 2018	Restricted Fund 2018	Auxiliary Fund 2018	Unexpended Plant Fund 2018	Retirement of Indebtedness 2018					
<b>BEGINNING BALANCES-July 1*</b>										
Restricted	\$	419,600	\$	\$	759,000	\$	1,178,600	\$	1,131,000	4.2%
Unrestricted	9,475,100		581,900	9,229,600			19,286,600	18,475,000	4.4%	
Total Beginning Balances	\$ 9,475,100	\$ 419,600	\$ 581,900	\$ 9,229,600	\$ 759,000	\$	\$ 20,465,200	\$ 19,606,000	4.4%	
<b>REVENUES AND OTHER INFLOWS</b>										
Student Tuition and Fees										
General Tuition	\$ 9,440,000		\$ 859,300	\$	\$	\$	\$ 10,299,300	\$ 10,435,300	-1.3%	
Out-of-District Tuition	100,000						100,000	75,000	33.3%	
Out-of-State Tuition	615,000						615,000	573,000	7.3%	
Student Fees	341,500						341,500	310,000	10.2%	
Tuition and Fee Remissions or Waivers	250,000						250,000	250,000		
State Appropriations										
Maintenance Support	640,000						640,000	800,000	-20.0%	
Maintenance Support - STEM		639,100					639,100	774,400	-17.5%	
Equalization Aid										
Capital Support										
Property Taxes										
Primary Tax Levy	35,620,000			8,290,500			43,910,500	43,228,500	1.6%	
Secondary Tax Levy					4,928,800		4,928,800	4,974,800	-0.9%	
Property Tax Contingency	(150,000)			(45,000)	(30,000)		(225,000)	(225,000)		
Gifts, Grants, and Contracts		12,476,400					12,476,400	12,849,000	-2.9%	
Sales and Services			2,127,400				2,127,400	2,069,400	2.8%	
Investment Income	45,000			25,000	10,000		80,000	80,000		
State Shared Sales Tax		700,000					700,000	675,000	3.7%	
Other Revenues	416,500		682,600	20,000			1,119,100	1,197,200	-6.5%	
Proceeds from Sale of Bonds										
Total Revenues and Other Inflows	\$ 47,318,000	\$ 13,815,500	\$ 3,669,300	\$ 8,290,500	\$ 4,908,800	\$	\$ 78,002,100	\$ 78,066,600	-0.1%	
<b>TRANSFERS</b>										
Transfers In	100,000		1,269,700	1,000,000	1,844,500		4,214,200	4,747,700	-11.2%	
(Transfers Out)	(3,710,000)	(100,000)	(404,200)				(4,214,200)	(4,747,700)	-11.2%	
Total Transfers	(3,610,000)	(100,000)	865,500	1,000,000	1,844,500		-	-		
Less:										
District Governing Bd - Designated Amount Per Financial Stability Policy	(8,409,000)						(8,409,000)	(4,833,000)	74.0%	
District Governing Bd - Designated Into Capital Projects Accumulation Account				(7,300,000)			(7,300,000)	(8,400,000)	-13.1%	
<b>Total Resources Available for the Budget Year</b>	\$ 44,774,100	\$ 14,135,100	\$ 5,116,700	\$ 11,220,100	\$ 7,512,300	\$	\$ 82,758,300	\$ 84,439,600	-2.0%	

\*These amounts exclude amounts not in spendable form (i.e., prepaids, inventories, and capital assets) or amounts legally or contractually required to be maintained intact

**YAVAPAI COUNTY COMMUNITY COLLEGE DISTRICT**

**BUDGET FOR FISCAL YEAR 2018  
EXPENDITURES AND OTHER OUTFLOWS**

	CURRENT FUNDS			PLANT FUNDS		Other Funds 2018	Total All Funds 2018	Total All Funds 2017	% Increase/ Decrease
	General Fund 2018	Restricted Fund 2018	Auxiliary Fund 2018	Unexpended Plant Fund 2018	Retirement of Indebtedness 2018				
<b>TOTAL RESOURCES AVAILABLE FOR THE BUDGET YEAR (from Schedule B)</b>	\$ 44,774,100	\$ 14,135,100	\$ 5,116,700	\$ 11,220,100	\$ 7,512,300	\$	\$ 82,758,300	\$ 84,439,600	-2.0%
<b>EXPENDITURES AND OTHER OUTFLOWS</b>									
Instruction	\$ 17,947,000	\$ 2,791,500	\$ 99,600	\$	\$	\$	\$ 20,838,100	\$ 20,502,500	1.6%
Public Service	169,000	166,000	974,500				1,309,500	1,087,000	20.5%
Academic Support	4,552,000	-					4,552,000	4,747,000	-4.1%
Student Services	5,260,000	1,372,500	689,200				7,321,700	6,781,200	8.0%
Institutional Support (Administration)	8,945,000						8,945,000	8,775,000	1.9%
Operation and Maintenance of Plant	6,328,000						6,328,000	6,270,000	0.9%
Scholarships	877,000	9,510,500					10,387,500	11,080,600	-6.3%
Auxiliary Enterprises			1,541,200				1,541,200	1,528,700	0.8%
Capital Assets/Maintenance				10,721,500			10,721,500	11,398,400	-5.9%
Debt Service-General Obligation Bonds					5,055,800		5,055,800	5,051,800	0.1%
Debt Service-Other Long Term Debt					1,844,500		1,844,500	1,841,200	0.2%
Other Expenditures			1,230,300		3,000		1,233,300	1,068,300	15.4%
Contingency	530,000		100,000	250,000			880,000	1,150,000	-23.5%
Total Expenditures and Other Outflows	\$ 44,608,000	\$ 13,840,500	\$ 4,634,800	\$ 10,971,500	\$ 6,903,300	\$	\$ 80,958,100	\$ 81,281,700	-0.4%

**YAVAPAI COUNTY COMMUNITY COLLEGE DISTRICT**


**YAVAPAI COLLEGE**

**Budget for Fiscal Year 2017-2018**

**May, 9, 2017, Public Hearing and Special Board Meeting for Final Adoption**






**CERTIFICATE OF ADOPTION**

The proposed budget was approved by local Governing Board action and was published as specified by law for presentation to taxpayers of the District for final adoption after the public hearing. This is the Adopted Budget as presented to the District taxpayers and adopted at the special board meeting following the public hearing held on May, 9, 2017.


 \_\_\_\_\_ May 9, 2017  
 Mr. Raymond Sigafoos, Chair, Governing Board Date

 \_\_\_\_\_ May 9, 2017  
 Dr. Penelope H. Wills, President Date

**DISTRICT GOVERNING BOARD**

<u>Signature</u>	<u>Printed Name</u>	<u>Title</u>	<u>Term Expires</u>
<u></u> <input checked="" type="checkbox"/> Approve <input type="checkbox"/> Disapprove <input type="checkbox"/> Abstain	<u>Mr. Raymond Sigafoos</u>	<u>Chair, District 1</u>	<u>12/31/2018</u>
<u></u> <input type="checkbox"/> Approve <input checked="" type="checkbox"/> Disapprove <input type="checkbox"/> Abstain	<u>Ms. Deb McCasland</u>	<u>Member, District 2</u>	<u>12/31/2022</u>
<u></u> <input checked="" type="checkbox"/> Approve <input type="checkbox"/> Disapprove <input type="checkbox"/> Abstain	<u>Dr. Connie Harris</u>	<u>Member, District 3</u>	<u>12/31/2018</u>
<u></u> <input checked="" type="checkbox"/> Approve <input type="checkbox"/> Disapprove <input type="checkbox"/> Abstain	<u>Dr. Patricia McCarver</u>	<u>Member, District 4</u>	<u>12/31/2020</u>
<u></u> <input checked="" type="checkbox"/> Approve <input type="checkbox"/> Disapprove <input type="checkbox"/> Abstain	<u>Mr. Steve Irwin</u>	<u>Board Secretary, District 5</u>	<u>12/31/2020</u>

**CHIEF FISCAL OFFICER**

 \_\_\_\_\_ 5-10-17  
 Signature Date  
 Dr. Clint Ewell, VP of Finance & Administrative Services